


HY-DH108N8

415-435W

108 Pieces | HALF-CELL | N-Type



22.3%
Max. Efficiency
N-Type
Bifacial & Dual Glass



High Conversion Efficiency

Module efficiency up to 22.3% based on N-Type wafer and advanced N-Type cell technology



Excellent Energy Yield

More power output in field operation due to better thermal behaviors, weak-light performance and bifaciality



Outstanding Anti-degradation

Unsusceptible to LID, LeTID and less annual degradation due to special characteristics of N-Type

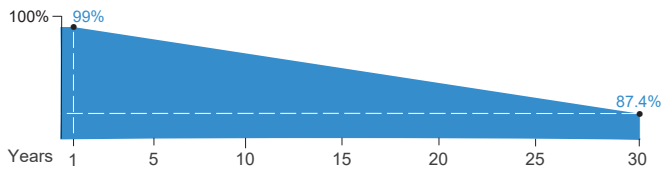


Quality Guarantee

High module quality ensures long-term reliability



IEC61215 / IEC61730 / UL61730
IEC61701 / IEC62716 / IEC60068
ISO9001 / ISO14001/ ISO45001



Runergy N-Type Dual Glass Product Performance Warranty

15 Years Product Warranty

30 Years Linear Power Warranty

1% First Year Degradation

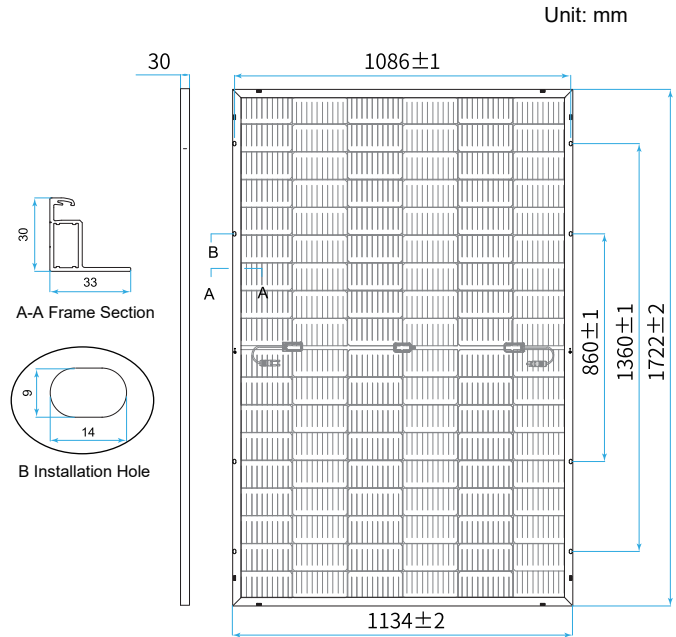
0.4% Annual Power Degradation

Mechanical Parameters

Solar Cell	Mono N-Type 182 mm
No. of Cells	108 (6 × 18)
Dimensions	1722 × 1134 × 30mm
Weight	24.2kg
Junction Box	IP68 rated (3 bypass diodes)
Output Cable	4mm ² (IEC), 12 AWG(UL) (-/+)1200mm or customized
Connector	RY01 or similar
Front Cover	2.0mm semi-tempered AR glass
Back Cover	2.0mm semi-tempered glass
Container	36 pcs/Pallet, 864 pcs/40' HC

Operating Parameters

Max. System Voltage	DC 1500V (IEC/UL)
Operating Temperature	-40°C ~ +85°C
Max. Fuse Rating	30A
Frontside Max. Loading	5400Pa
Backside Max. Loading	2400Pa
Bifaciality	80%±10%
Fire Resistance	IEC Class A



Electrical Characteristics - STC

Irradiance 1000 W/m², ambient temperature 25 °C, AM1.5, , Test uncertainty for Pmax: ±3%

Maximum Power at STC (Pmax/W)	435	430	425	420	415
Power Tolerance (W)			0 ~ +5		
Optimum Operating Voltage (Vmp/V)	32.06	31.88	31.70	31.51	31.32
Optimum Operating Current (Imp/A)	13.57	13.49	13.41	13.33	13.25
Open Circuit Voltage (Voc/V)	38.68	38.49	38.30	38.11	37.92
Short Circuit Current (Isc/A)	14.31	14.23	14.15	14.07	13.99
Module Efficiency	22.3%	22.0%	21.8%	21.5%	21.3%

Electrical Characteristics - NMOT

Irradiance 800 W/m², ambient temperature 20 °C, AM1.5, wind speed 1 m/s.

Maximum Power at NMOT (Pmax/W)	332.0	328.2	324.4	320.5	316.7
Optimum Operating Voltage (Vmp/V)	30.69	30.52	30.35	30.17	29.98
Optimum Operating Current (Imp/A)	10.82	10.75	10.69	10.63	10.56
Open Circuit Voltage (Voc/V)	37.03	36.85	36.67	36.48	36.30
Short Circuit Current (Isc/A)	11.51	11.45	11.38	11.32	11.25

Rearside Power Gain (Reference to 430W Front)

Rearside Power Gain	5%	15%	25%
Maximum Power (Pmax/W)	452	495	538
Optimum Operating Voltage (Vmp/V)	31.88	31.98	31.98
Optimum Operating Current (Imp/A)	14.16	15.46	16.81
Open Circuit Voltage (Voc/V)	38.49	38.59	38.59
Short Circuit Current (Isc/A)	14.94	16.32	17.74
Module Efficiency	23.1%	25.3%	27.5%

Temperature Characteristics

Nominal Module Operating Temperature	42 ± 2 °C
Nominal Cell Operating Temperature	45 ± 2 °C
Temperature Coefficient of Pmax	-0.31%/°C
Temperature Coefficient of Voc	-0.26%/°C
Temperature Coefficient of Isc	0.05%/°C

